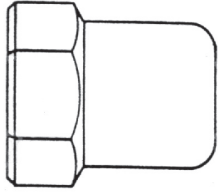




6130 Series Compression Connectors



The McDonald 6130 Series compression system is a simple convenient method of connection for copper tube size service materials (i.e. copper tube, CTS polyethylene or 250 PSI CTS polybutylene).

The simple steps listed below will make your job easier and assure fast, safe, and watertight connections:

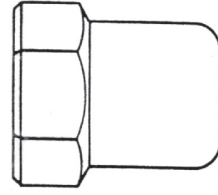
1. Service tubing should always be **snaked** in the ditch.
2. Use a tube cutter to assure a square end.
Surface should be clean.
3. Insert stiffeners **must** be used on all plastic tube.
4. Stab tube or pipe into the nut until it bottoms out.
5. Tighten the nut to the following torques:

3/4" size = 35 to 45 ft-lbs 1" size = 40 to 50 ft-lbs

6. PRESSURE TEST FOR LEAKS BEFORE BACKFILLING.
7. Use only on cold water services.



6130 Series Compression Connectors



The McDonald 6130 Series compression system is a simple convenient method of connection for copper tube size service materials (i.e. copper tube, CTS polyethylene or 250 PSI CTS polybutylene).

The simple steps listed below will make your job easier and assure fast, safe, and watertight connections:

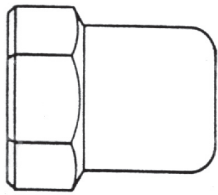
1. Service tubing should always be **snaked** in the ditch.
2. Use a tube cutter to assure a square end.
Surface should be clean.
3. Insert stiffeners **must** be used on all plastic tube.
4. Stab tube or pipe into the nut until it bottoms out.
5. Tighten the nut to the following torques:

3/4" size = 35 to 45 ft-lbs 1" size = 40 to 50 ft-lbs

6. PRESSURE TEST FOR LEAKS BEFORE BACKFILLING.
7. Use only on cold water services.



6130 Series Compression Connectors



The McDonald 6130 Series compression system is a simple convenient method of connection for copper tube size service materials (i.e. copper tube, CTS polyethylene or 250 PSI CTS polybutylene).

The simple steps listed below will make your job easier and assure fast, safe, and watertight connections:

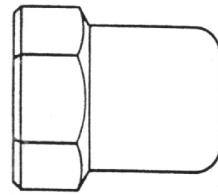
1. Service tubing should always be **snaked** in the ditch.
2. Use a tube cutter to assure a square end.
Surface should be clean.
3. Insert stiffeners **must** be used on all plastic tube.
4. Stab tube or pipe into the nut until it bottoms out.
5. Tighten the nut to the following torques:

3/4" size = 35 to 45 ft-lbs 1" size = 40 to 50 ft-lbs

6. PRESSURE TEST FOR LEAKS BEFORE BACKFILLING.
7. Use only on cold water services.



6130 Series Compression Connectors



The McDonald 6130 Series compression system is a simple convenient method of connection for copper tube size service materials (i.e. copper tube, CTS polyethylene or 250 PSI CTS polybutylene).

The simple steps listed below will make your job easier and assure fast, safe, and watertight connections:

1. Service tubing should always be **snaked** in the ditch.
2. Use a tube cutter to assure a square end.
Surface should be clean.
3. Insert stiffeners **must** be used on all plastic tube.
4. Stab tube or pipe into the nut until it bottoms out.
5. Tighten the nut to the following torques:

3/4" size = 35 to 45 ft-lbs 1" size = 40 to 50 ft-lbs

6. PRESSURE TEST FOR LEAKS BEFORE BACKFILLING.
7. Use only on cold water services.



IMPORTANT NOTICE - READ CAREFULLY

Installation Instructions

6130 Series Compression Connectors

A.Y. McDonald waterworks products are designed for reliable service. Like all brass products, however, they can be damaged by improper handling and use.

CAUTIONS

1. Protect threads. Avoid loose fitting wrenches. Do not drop or impact.
2. Use extra care with high water pressures (over 100 PSIG) Consult factory if desired.
3. Inspect and test all joints, valves and fittings before backfilling.
4. Backfill carefully so as to avoid damage to the service line and connections. Looping of the service lines is recommended to minimize strain.
5. DO NOT use Vaseline®, plumber's grease, or any other petroleum based product on seals or o-rings.

Damage caused by improper use and/or handling will void our warranty

WARNING: It is unlawful in CALIFORNIA & VERMONT (effective 1/1/2010); MARYLAND (effective 1/1/2012); LOUISIANA (effective 1/1/2013) and the UNITED STATES OF AMERICA (effective 1/4/2014) to use any product in the installation or repair of any public water system or any plumbing in a facility or system that provides water for human consumption if the wetted surface area of the product has a weighted average lead content greater than 0.25%. This prohibition does not extend to service saddles used in California, Louisiana or under USA Public Law 111-380.

3210-235 (OVER)
800.292.2737 | sales@aymcdonald.com | aymcdonald.com 3/22



IMPORTANT NOTICE - READ CAREFULLY

Installation Instructions

6130 Series Compression Connectors

A.Y. McDonald waterworks products are designed for reliable service. Like all brass products, however, they can be damaged by improper handling and use.

CAUTIONS

1. Protect threads. Avoid loose fitting wrenches. Do not drop or impact.
2. Use extra care with high water pressures (over 100 PSIG) Consult factory if desired.
3. Inspect and test all joints, valves and fittings before backfilling.
4. Backfill carefully so as to avoid damage to the service line and connections. Looping of the service lines is recommended to minimize strain.
5. DO NOT use Vaseline®, plumber's grease, or any other petroleum based product on seals or o-rings.

Damage caused by improper use and/or handling will void our warranty

WARNING: It is unlawful in CALIFORNIA & VERMONT (effective 1/1/2010); MARYLAND (effective 1/1/2012); LOUISIANA (effective 1/1/2013) and the UNITED STATES OF AMERICA (effective 1/4/2014) to use any product in the installation or repair of any public water system or any plumbing in a facility or system that provides water for human consumption if the wetted surface area of the product has a weighted average lead content greater than 0.25%. This prohibition does not extend to service saddles used in California, Louisiana or under USA Public Law 111-380.

3210-235 (OVER)
800.292.2737 | sales@aymcdonald.com | aymcdonald.com 3/22



IMPORTANT NOTICE - READ CAREFULLY

Installation Instructions

6130 Series Compression Connectors

A.Y. McDonald waterworks products are designed for reliable service. Like all brass products, however, they can be damaged by improper handling and use.

CAUTIONS

1. Protect threads. Avoid loose fitting wrenches. Do not drop or impact.
2. Use extra care with high water pressures (over 100 PSIG) Consult factory if desired.
3. Inspect and test all joints, valves and fittings before backfilling.
4. Backfill carefully so as to avoid damage to the service line and connections. Looping of the service lines is recommended to minimize strain.
5. DO NOT use Vaseline®, plumber's grease, or any other petroleum based product on seals or o-rings.

Damage caused by improper use and/or handling will void our warranty

WARNING: It is unlawful in CALIFORNIA & VERMONT (effective 1/1/2010); MARYLAND (effective 1/1/2012); LOUISIANA (effective 1/1/2013) and the UNITED STATES OF AMERICA (effective 1/4/2014) to use any product in the installation or repair of any public water system or any plumbing in a facility or system that provides water for human consumption if the wetted surface area of the product has a weighted average lead content greater than 0.25%. This prohibition does not extend to service saddles used in California, Louisiana or under USA Public Law 111-380.

3210-235 (OVER)
800.292.2737 | sales@aymcdonald.com | aymcdonald.com 3/22



IMPORTANT NOTICE - READ CAREFULLY

Installation Instructions

6130 Series Compression Connectors

A.Y. McDonald waterworks products are designed for reliable service. Like all brass products, however, they can be damaged by improper handling and use.

CAUTIONS

1. Protect threads. Avoid loose fitting wrenches. Do not drop or impact.
2. Use extra care with high water pressures (over 100 PSIG) Consult factory if desired.
3. Inspect and test all joints, valves and fittings before backfilling.
4. Backfill carefully so as to avoid damage to the service line and connections. Looping of the service lines is recommended to minimize strain.
5. DO NOT use Vaseline®, plumber's grease, or any other petroleum based product on seals or o-rings.

Damage caused by improper use and/or handling will void our warranty

WARNING: It is unlawful in CALIFORNIA & VERMONT (effective 1/1/2010); MARYLAND (effective 1/1/2012); LOUISIANA (effective 1/1/2013) and the UNITED STATES OF AMERICA (effective 1/4/2014) to use any product in the installation or repair of any public water system or any plumbing in a facility or system that provides water for human consumption if the wetted surface area of the product has a weighted average lead content greater than 0.25%. This prohibition does not extend to service saddles used in California, Louisiana or under USA Public Law 111-380.

3210-235 (OVER)
800.292.2737 | sales@aymcdonald.com | aymcdonald.com 3/22